

# OVERHEAD DOOR MAGNETIC CONTACT DCF102

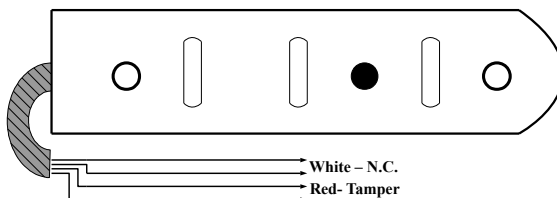
The DCF102 is a normally closed R/S contact. The contact is potted for environmental protection and comes complete with armoured cable sleeving.

## Operation:

The contact will operate with a gap approximately 50mm. This distance will vary near magnetic surfaces (eg. Steel) – use spacer **SPA-RS** if you encounter an unusually short operating gap.

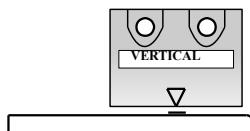
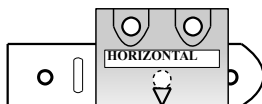
## Installation:

Fix the units to the mounting surfaces using holes provided. The contact and magnet can be mounted horizontally or vertically but ensure that the block arrow on the magnet casting meets the raised spot on the contact in alignment. Improper alignment will affect the operation.



## Vertical/Horizontal mounting:

The following two diagrams show the two preferred methods of fixing this contact. Horizontal mounting has the magnet lie flat on the contact while vertical mounting has the magnet stand on its end, meeting the alignment spot:



*Nerival Oy*